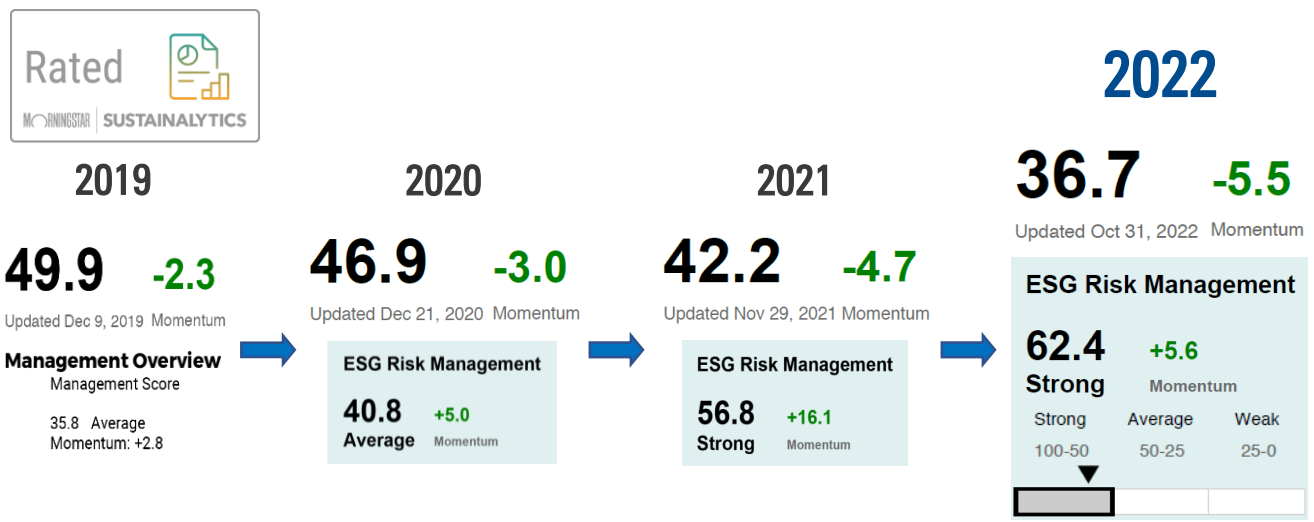


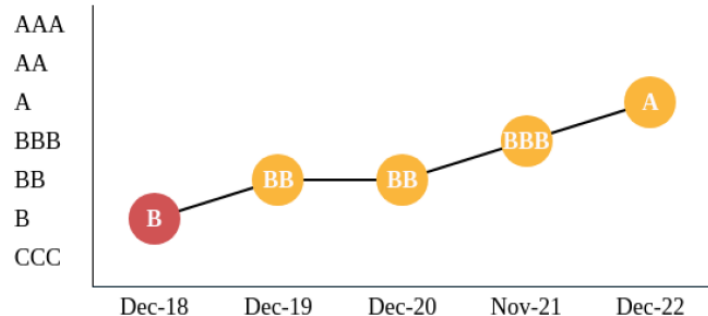


MEDCOENERGI

KERANGKA PERINGKAT DAN PELAPORAN ESG 2022



ESG Rating history



ESG Rating history shows five most recent rating actions

MSCI ESG RATINGS



CCC B BB BBB A AA AAA

RATING ACTION DATE: December 19, 2022

LAST REPORT UPDATE: December 20, 2022

As of 2022, PT Medco Energi Internasional Tbk received an MSCI ESG Rating of A.

PERNYATAAN DISCLAIMER

PENGUNAAN OLEH PT MEDCO ENERGI INTERNASIONAL TBK ATAS SETIAP DATA MSCI ESG RESEARCH LLC ATAU AFILIASINYA ("MSCI"), DAN PENGUNAAN LOGO MSCI, MEREK DAGANG, MEREK LAYANAN ATAU NAMA INDEKS DI SINI, TIDAK MERUPAKAN SPONSOR, ENDORSEMENT, REKOMENDASI, ATAU PROMOSI PT MEDCO ENERGI INTERNASIONAL TBK OLEH MSCI. LAYANAN DAN DATA MSCI ADALAH MILIK MSCI ATAU PENYEDIA INFORMASINYA, DAN DIBERIKAN 'SEBAGAIMANA ADANYA' DAN TANPA JAMINAN. NAMA DAN LOGO MSCI ADALAH MEREK DAGANG ATAU MEREK LAYANAN MSCI.

Kami mendukung **TCFD** TASK FORCE ON CLIMATE-RELATED FINANCIAL DISCLOSURES

CDP SCORE REPORT - CLIMATE CHANGE 2022 **CDP** DISCLOSURE INSIGHT ACTION

2021

Your CDP score



Average performance



2022

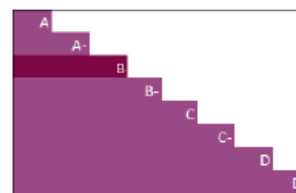
Your CDP score



Average performance



UNDERSTANDING YOUR SCORE REPORT



PT Medco Energi Internasional Tbk received a B which is in the Management band. This is higher than the Asia regional average of C, and higher than the Oil & gas extraction & production sector average of C.

Leadership (A/A-): Implementing current best practices Management (B/B-): Taking coordinated action on climate issues Awareness (C/C-): Knowledge of impacts on, and of, climate issues Disclosure (D/D-): Transparent about climate issues



Indonesia Stock Exchange member of **WFE** WORLD FEDERATION OF EXCHANGES

MEDC termasuk dalam IDX LQ45 LOW CARBON LEADERS

Nov 2022 – Jan 2023 (Diumumkan 9 November 2022)